


GRÄSSLIN

Exploring  
your space!



**NEW**

motion and  
presence detectors

**talis II**

Light control  
with galactic range!

## TALIS II MOTION AND PRESENCE DETECTORS – EXPLORING YOUR SPACE

### Light control with galactic range!

- ▶ **Easy to install**
- ▶ **Broad scope of application**
- ▶ **Efficient switching**

### PRODUCT LINE WITH AN OVERVIEW!

Ever since the light bulb was invented in 1879, electric lights have been an elementary part of our planet. Light gives us security, comfort and well-being. But the constant worldwide spread of artificial light has a darker side, too. Our modern civilisation brings with it rising energy consumption and growing pollution.

As a manufacturer of time switch technology and light and temperature control systems, it is our stated goal to develop solutions for efficient, demand-controlled light source management in order to keep use of resources sustainable.

The new talis II motion and presence detectors by Grässlin are capable of switching lights based on motion and ambient brightness with precision. Lights come on only where needed, i.e. when the lighting conditions make it necessary and only while there is anybody present. Energy is only consumed when actually needed. This saves money and protects the environment – and such devices also offer great safety and comfort.

The talis II product line features cutting-edge technology such as passive infrared sensors (PIR sensors) or highly sensitive high-frequency technology (high frequency at 5.8 GHz). Additionally, the products integrate light sensors that measure daylight values precisely. The product line is ready for anything. Thanks to the different variants for surface mounting, flush mounting and mounting in suspended ceilings and the exchangeable accessories, the products offer a broad scope of application and are suitable for any locations, e.g. staircases, corridors, sanitary facilities, warehouses and more. Simple installation and easy, user-friendly parameter setup help electricians use the products with minimal workload.

### POINTS OF VIEW MATTER!

Outdoors or indoors, all of the talis II products always have a keen eye on everything. The motion detectors are especially suited for outdoor use. They cover a range between 9 and 16 metres within an angle of 180° to 240°. Installation is a piece of cake and the devices can easily be attached to facades, garages or house walls. Once installed, they detect any major motion and monitor the ambient brightness. Remote yards, cellar entries or parking garages – the detectors reach the furthest corners and offer maximum security even in the darkest spots.

The talis II presence detectors with passive infrared sensors are experts in energy-efficient indoor light control. Inside a detection range of 8 to 40 metres, they detect even the smallest of motions and keep electric consumers switched on automatically depending on the ambient brightness. An integrated light sensor constantly monitors lux levels and switches the electric consumer off when ambient brightness is sufficient, irrespective of any switch-off delay set. This ensures that lights only come on if they are actually needed. talis II PHB 360-20-1i, talis II PC 40-5-1i and talis II P 360-24-1i can be set up conveniently by remote control. Particularly when used in rooms with ceilings up to 12 metres high or in corridors up to 40 metres long, remote operation is a definite quality-of-life improvement.

If you need above-average detector sensitivity, talis II 360-10-1HF and talis II 360-10-2HF presence detectors with high-frequency technology are what you're looking for. These presence detectors use the Doppler radar effect and, unlike passive infrared sensors, respond to minute motion such as slight hand movements at a workspace. The detectors achieve outstanding ranges, both radially and tangentially and irrespective of the axis of motion. The high-frequency waves are not stopped by thin walls or ceilings and can pass through materials like glass, wood and stone, to name a few. Should detection even go too far in certain places, restricting range is no problem whatsoever.

The motion and presence detectors are available as either single- or dual-channel variants in all three categories. The dual-channel variants can switch two consumers simultaneously. This is the ideal way to combine and control lights and HVAC connections (heating, ventilation, and air conditioning).

## DESIGNS AND ACCESSORIES – FOR THE EYE TO SEE

The talis II product line takes into account the broadest range of requirements and conditions. The different designs make the devices suitable for surface mounting, flush mounting or for mounting in suspended ceilings. Various accessory parts round off the overall package and allow the devices to be installed easily wherever you want them, even under difficult conditions.



**talis II RC IR10**  
07.10.0006.1



**talis II SM BOX 10**  
07.10.0003.1






**talis II SM Box 20**  
07.10.0004.1





**talis II FC BOX 20**  
07.10.0005.1

# GRÄSSLIN

Grässlin GmbH  
Industriestrasse 29  
78112 St. Georgen  
Germany

 +49 (0) 7724/933-0  
 +49 (0) 7724/933-500  
 +49 (0) 7724/933-240

 [www.graesslin.de](http://www.graesslin.de)  
 [info@graesslin.de](mailto:info@graesslin.de)

